



Prince Public School

Sector-24, Rohini, New Delhi-110085

Date: 20 April, 2020

Dear Parent,

Greetings from Prince Public School.

We are extremely glad to inform you that we are launching the Parent portal:

<https://ppsrohini.edlantic.com>

We will be offering many online facilities to you from this session. This will help us to streamline the academic, financial and administrative process and equally it will benefit you to have a more comprehensive stake in your child's process of development at school from the comfort of your home. We also see it as a significant initiative towards creating a green environment by cutting down on paper consumption.

More comprehensive information regarding your ward will be made accessible to you at your fingertips in the Parent Portal to make a more coordinated effort to mould and shape the child.

You can use the link <https://ppsrohini.edlantic.com> to enter the Parent Portal and view the following details of your ward:

- a. Personal info
- b. Daily classwork / homework
- c. Fee Status
- d. Exam Results & Report Card
- e. Student Attendance Records
- f. Online Fee payment
- g. Library Status
- h. Infirmary Status
- i. SMS Alert

Various information and updates regarding the school will be made available on our website. Printed Notices / Circular will be only given to students if the situation demands.

Sender Name for SMS from School will be **EDLNTC**.

Your login details will be sent to you in a separate message at your registered mobile number.

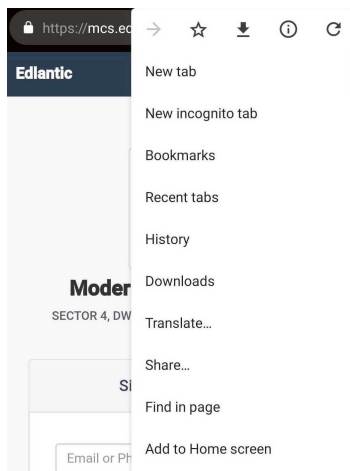
The mobile app installation instructions are as follows.

Edlantic

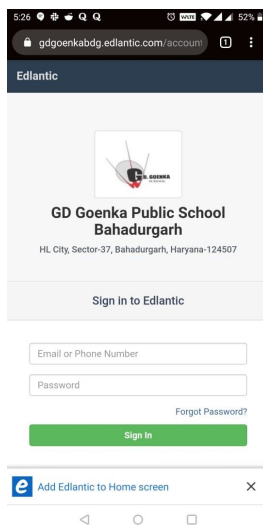
Connect.Manage.Grow

Android Installation

1. Open **Google Chrome Browser** app on your device.
2. Enter the url “ppsrohini.edlantic.com” in the address bar.
3. Click on browser options on the top right side of browser to view more options.




4. Tap on Add to Home Screen option. A pop up as shown will appear. Click Add.



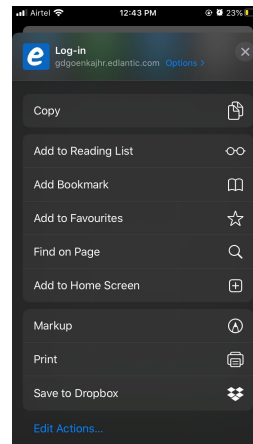
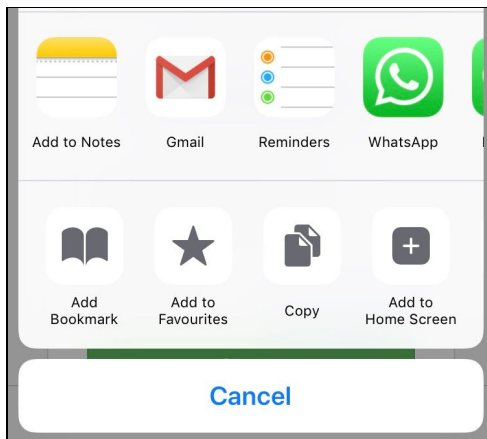
5. Click on the app icon on the home screen and enter your credentials to log-in and start using the app.

iOS Installation

1. Open Safari browser app on your iOS device.
2. Enter the url "ppsrohini.edlantic.com" in the address bar.
3. Tap the Share button at the browser options (left most in the image below).



4. From the options tap the **Add to Homescreen** option and click **Add** on next page.



Left image for iOS 12 or prior. Right image for iOS 13+

5. You can notice an icon of Edlantic added to your device home screen instantly.
6. Tap the icon from the home screen and enter your credentials to log-in and start using the app.